

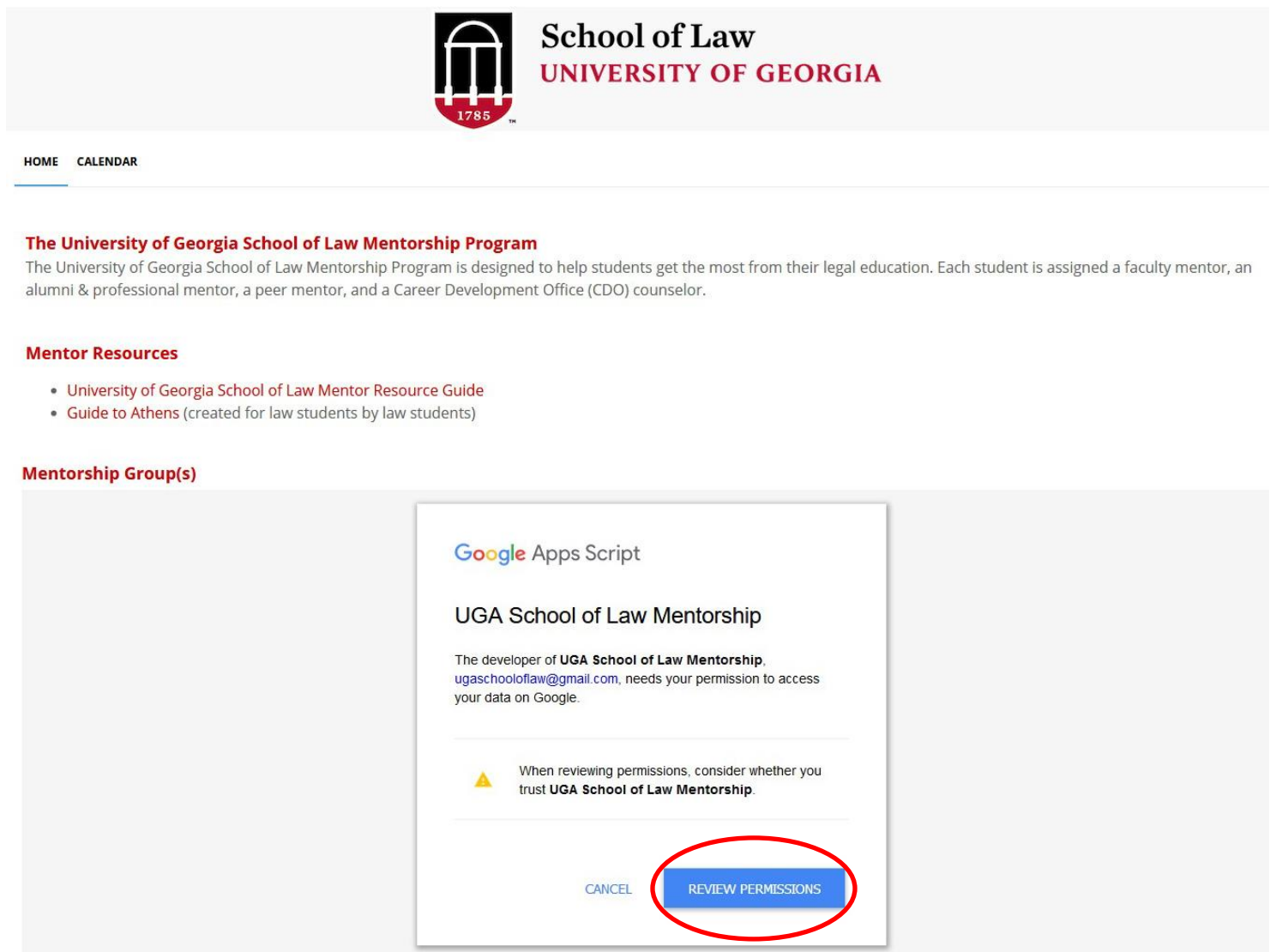
Using the University of Georgia School of Law Mentorship website – a Guide for Alumni and Professional Mentors

1. Visit <https://sites.google.com/site/ugalawmentorship/>

Here you'll find links to mentor resources and a link to your mentorship group(s).

(You should have received an email from Alex Sklut regarding the mentorship site. Please make sure you are logged in to the google account associated with the email address that received it. If you need to create a new google account, follow this documentation:

<http://www.law.uga.edu/sites/default/files/create-google-account.pdf>)



HOME **CALENDAR**

The University of Georgia School of Law Mentorship Program

The University of Georgia School of Law Mentorship Program is designed to help students get the most from their legal education. Each student is assigned a faculty mentor, an alumni & professional mentor, a peer mentor, and a Career Development Office (CDO) counselor.

Mentor Resources

- University of Georgia School of Law Mentor Resource Guide
- Guide to Athens (created for law students by law students)

Mentorship Group(s)

Google Apps Script

UGA School of Law Mentorship

The developer of **UGA School of Law Mentorship**, ugaschooloflaw@gmail.com, needs your permission to access your data on Google.

⚠ When reviewing permissions, consider whether you trust **UGA School of Law Mentorship**.

[CANCEL](#) [REVIEW PERMISSIONS](#)

2. The first time you visit the mentorship site, you'll be presented with a box asking for permission to access your data. Click the Review Permissions link.

Using the University of Georgia School of Law Mentorship website – a Guide for Alumni and Professional Mentors


3. Click Allow to give the site access. (Note that “View and manage your spreadsheets” permission is necessary only for a behind-the-scenes shared spreadsheet. The site will not access your personal spreadsheets or other documents on your google drive unless you share them.)



Hi Bill

 builder@uga.edu

UGA School of Law Mentorship wants to

-  View and manage your spreadsheets in Google Drive 
-  Display and run third-party web content in prompts and sidebars inside Google applications 

Allow UGA School of Law Mentorship to do this?

You may review this app's [terms of service](#) and [privacy policies](#). You can remove this or any other app connected to your account in [My Account](#)

CANCEL

ALLOW

4. Your mentee (or mentees) will be listed. Click on the appropriate link.

Using the University of Georgia School of Law Mentorship website – a Guide for Alumni and Professional Mentors

HOME CALENDAR

The University of Georgia School of Law Mentorship Program

The University of Georgia School of Law Mentorship Program is designed to provide law students with a professional mentor, a peer mentor, and a Career Development

Mentor Resources





- University of Georgia School of Law Mentor Resource Guide
- Guide to Athens (created for law students by law students)

Mentorship Group(s)

- Mentorship Group for Bill Builderson
- Mentorship Group for Thomas Thompson

5. Here is your mentee and the mentorship group. You may email your mentee individually or email the whole group.

Mentorship Group

Mentee	Alumni & Professional Mentor	Peer Mentor	Faculty Mentor	Career Services Mentor
 <p>Bill Builderson bill@example.com (706)555-5555</p>	<p>Ms. Leslie Grove lgrove@gmail.com</p>	 <p>Jenny Peer jpeer@example.com</p>	 <p>Carol Watson cwatson@uga.edu</p>	 <p>Kenny Tatum krtatum@uga.edu</p>

- Email this group using Outlook
- Email this group using another email client
- Upload your picture
- Shared Documents

Using the University of Georgia School of Law Mentorship website – a Guide for Alumni and Professional Mentors

6. To add your photo to the group, click “Upload your picture.”

- [Email this group using Outlook](#)
- [Email this group using another email](#)
- [Upload your picture](#)
- [Shared Documents](#)

7. Click the Browse button...

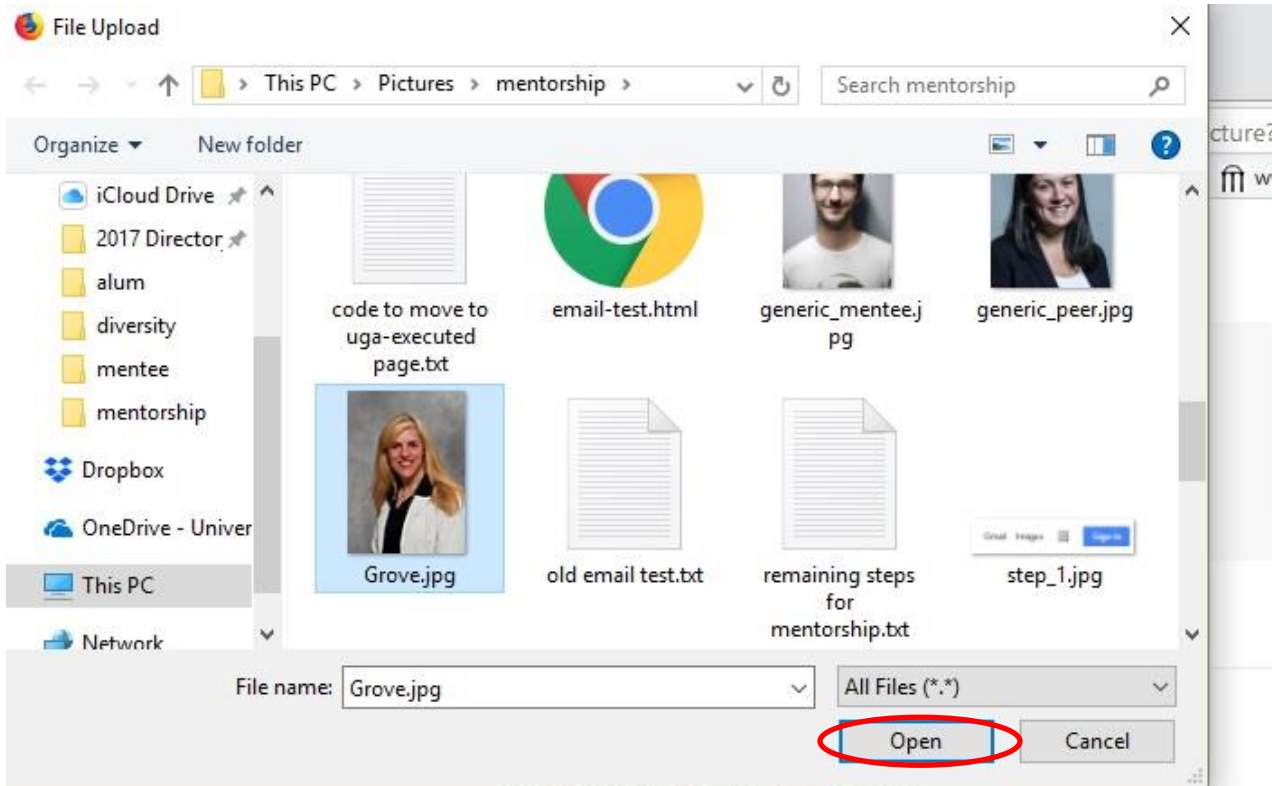
[HOME](#) [CALENDAR](#)

Upload Your Picture

No file selected.

8. Select the photo you wish to use and click Open.

Using the University of Georgia School of Law Mentorship website – a Guide for Alumni and Professional Mentors



9. Then click Submit.

Upload Your Picture



Using the University of Georgia School of Law Mentorship website – a Guide for Alumni and Professional Mentors

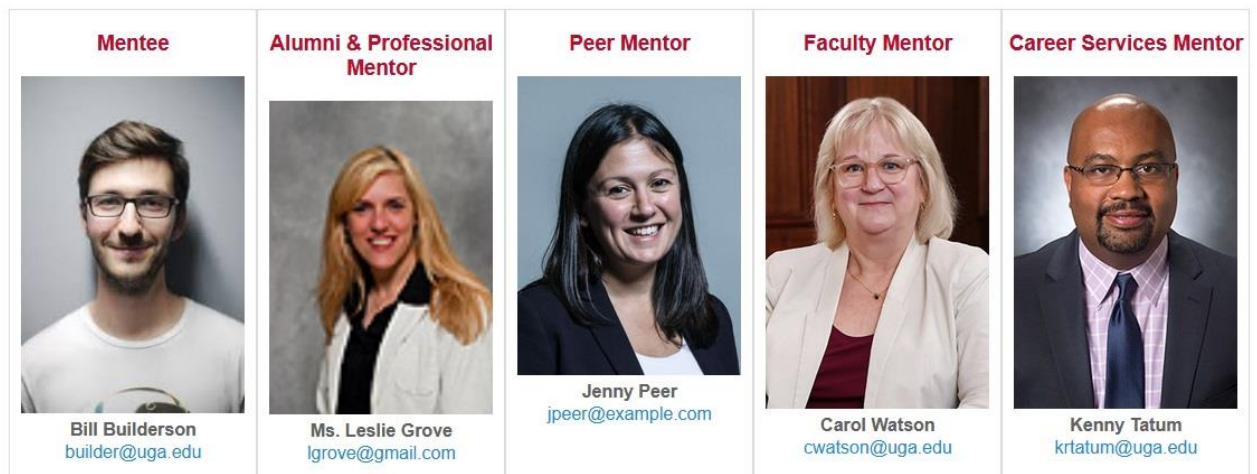
10. When you see the confirmation message, click on the link that says “Return to the Mentorship team page.”

Upload Your Picture



11. Your photo should now appear in the group.

Mentorship Group

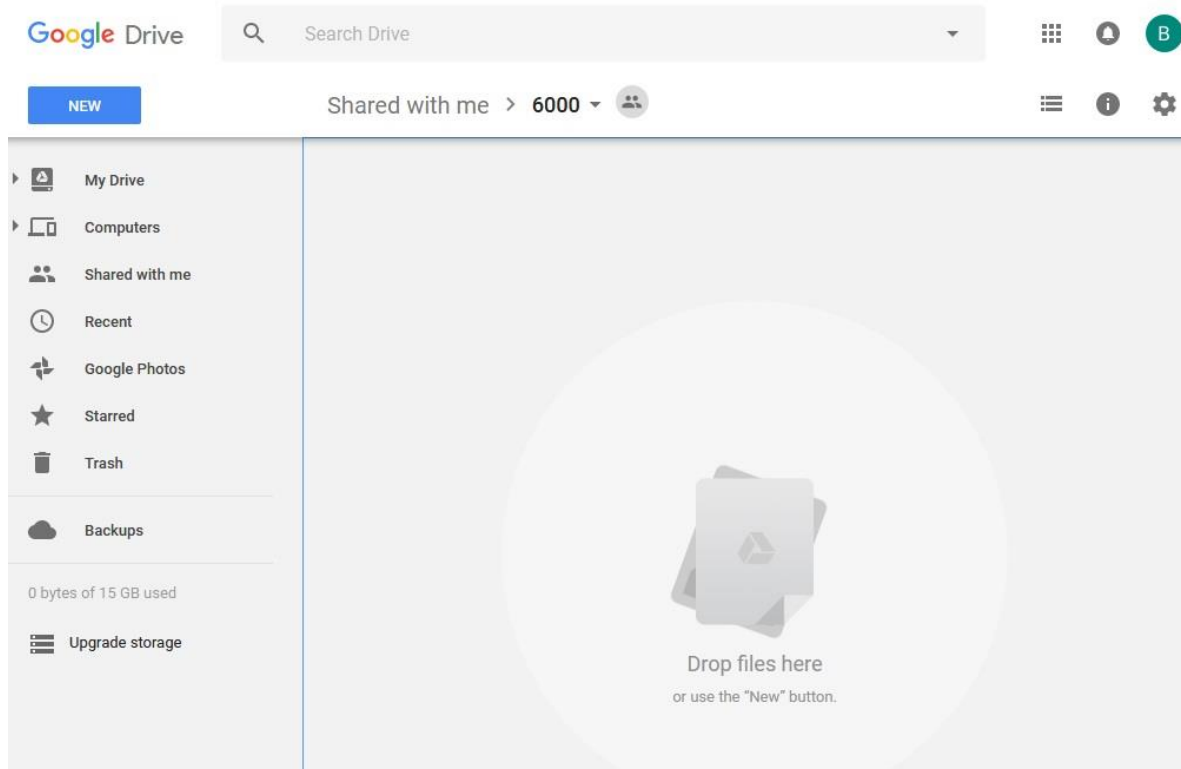


12. You may also share documents...

- Email this group using Outlook
- Email this group using another email
- Upload your picture
- [Shared Documents](#)

Using the University of Georgia School of Law Mentorship website – a Guide for Alumni and Professional Mentors

13. Clicking on the Shared Documents link takes you to a shared Google Drive. You may use this drive space to share with this mentee and mentorship group whatever you wish.



14. Please contact Alex Sklut: (706) 542-5167, asklut@uga.edu if you have any questions. If you have any technical difficulties, please contact the Law School's IT Department: (706) 542-0895, lawit@listserv.uga.edu